


The Denver Drawing Challenge

Have a go at drawing a picture of yourself!

Use a mirror to capture all the details. The most important thing is to take your time. You need time to look carefully and draw what you see. Most drawing is just looking really carefully. Take a photo of what you create and send it to the office. We will put them on the website and you can try and work out which one is your friend.

1



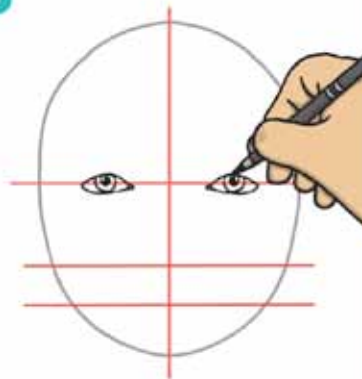
Draw a faint oval. You will go back over this later after you have drawn the hair.

2



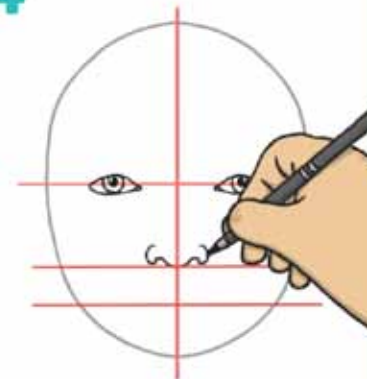
Mark some very faint guide lines with a pencil and ruler.

3



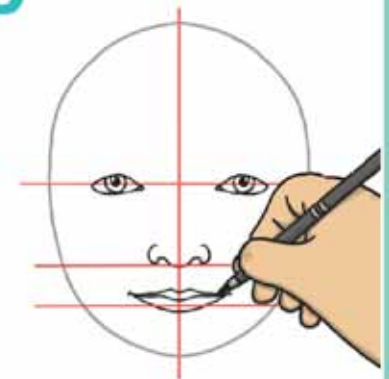
Draw the eyes.

4



Draw the nose.

5



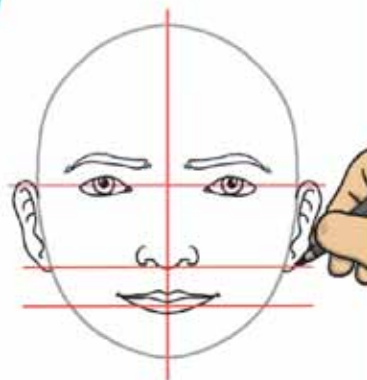
Draw the mouth.

6



Draw the eyebrows.

7



Draw the ears.

8



Draw the hair.

9



Go over the lines of the oval that aren't covered by hair. Erase the faint guide lines and the oval lines that are covered by hair.

10



Colour in the face. Don't forget to add the pupils in the eyes and any freckles or other details on the face.